



# Seniors Nations' Cup 2008

10.5. – 11.5.2008 Predazzo / ITA



10.05.2008 - 9:00: TOURNAMENT 1ST DAY STARTED  
10.05.2008 - 15:45: TOURNAMENT INTERRUPTION (RAIN)  
10.05.2008 - 16:05: RAIN STOPPED, TOURNAMENT STARTS AGAIN  
10.05.2008 - 18:00: 1ST DAY ENDED, 6 ROUNDS PLAYED

11.05.2008 : TOURNAMENT WILL START AT 9.00 DUE TO RAIN IN THE NIGHT  
11.05.2008 - 13:00: SEMIFINAL STARTED  
11.05.2008 - 15:30: TOURNAMENT INTERRUPTION (RAIN)  
11.05.2008 - 16:15: RAIN STOPPED, TOURNAMENT STARTS AGAIN  
FINAL WILL BE PLAYED ON ONE SINGLE CONCRETE ROUND  
11.05.2008 - 17:15: FINAL ROUND STARTED ON CONCRETE

## **TEAM RANKINGS:**

GROUP A GER 1 53, CZE 40, AUT 2 37, SWI 20, ITA 2 10 (FINAL QUALIFICATION STANDINGS)

GROUP B AUT 3 42, GER 2 40, AUT 1 38, ITA 1 38, HOL 2 (FINAL QUALIFICATION STANDINGS)

## FINAL RANKING

1. GERMANY 1
2. CZECH REPUBLIC
3. GERMANY 2
4. AUSTRIA 3
5. SWITZERLAND
6. AUSTRIA 2
7. AUSTRIA 1
8. ITALY 1
9. ITALY 2
10. HOLLAND












## REFEREES

Head Referee: Markus Wüthrich (CH)  
Referee: W.v. Disseldorp (NL)  
Referee: Ottavio Boninsegna (I)

## JURY































Heinz Laukes (A)  
Hans Pscherer (D)

**Seniors Nations' Cup 2008**  
**10.5. - 11.5.2008 Predazzo / ITA**












Donne																	
Pos.	No. di partenza	Nome	Nazione	E1	C2	E3	C4	E5	C6	E7	C8	EMed	ESomma	CMed	CSomma	Diff	Tot
1	102	Dagmar Hirschmannova	 Repubblica Ceca	28	33	28	35	28	30	26	32	27,50	110	32,50	130	7	240
2	221	Annalisa Aghito	 Italia	31	33	25	30	27	36	29	33	28,00	112	33,00	132	12	244
3	122	Antonella Flamini	 Italia	24	33	28	35	30	33	29	33	27,80	111	33,50	134	8	245
4	213	Franziska Trutschnig	 Austria	28	35	28	39	26	31	26	39	27,00	108	36,00	144	10	252
5	243	Johanna Knotzer	 Austria	29	35	27	37	27	38	32	31	28,80	115	35,30	141	12	256
6	132	Ute Rothermel	 Germania	26	40	30	33	30	33	28	39	28,50	114	36,30	145	11	259
7	112	Lucia Schibli	 Svizzera	28	33	34	36	30	37	30	35	30,50	122	35,30	141	10	263
8	142	Doris Ertl	 Austria	27	43	30	33	29	37	31	36	29,30	117	37,30	149	14	266
9	232	Ingrid Netzband	 Germania	28	42	30	32	27	43	28	42	28,30	113	39,80	159	14	272
10	121	Sonia Pircher	 Italia	31	46	32	38	37	39	35	41	33,80	135	41,00	164	14	299
11	203	Janny Overdyk	 Paesi Bassi	46	41	37	40	40	44		51	41,00	123	44,00	176	20	299 Ritirato

# Seniors Nations' Cup 2008

## 10.5. - 11.5.2008 Predazzo / ITA

Uomini																		
Pos.	No. di partenza	Nome	Nazione	E1	C2	E3	C4	E5	C6	E7	C8	EMed	ESomma	CMed	CSomma	Diff	Tot	
1	134	Karl-Heinz Gerwert	 Germania	25	30	22	30	26	30	22	33	23,80	95	30,80	123	7	218	
2	244	Alfred Curda	 Austria	29	30	25	31	30	31	25	29	27,30	109	30,30	121	7	230	
3	231	Bernhard Kreutter	 Germania	25	36	22	32	27	33	23	32	24,30	97	33,30	133	9	230	
4	212	Franz Berger	 Austria	23	33	23	28	30	35	25	33	25,30	101	32,30	129	14	230	
5	242	Wolfgang Buxbaum	 Austria	24	36	26	29	26	35	26	31	25,50	102	32,80	131	9	233	
6	234	Jürgen Summ	 Germania	23	38	20	32	22	32	32	34	24,30	97	34,00	136	18	233	
7	104	Jaroslav Rehak	 Repubblica Ceca	25	36	22	31	26	33	25	36	24,50	98	34,00	136	9	234	
8	222	Antonio Goiorani	 Italia	31	31	25	29	25	30	30	33	27,80	111	30,80	123	10	234	
9	211	Franz Reich	 Austria	30	34	25	33	31	28	22	31	27,00	108	31,50	126	15	234	
10	233	Jürgen Seubert	 Germania	28	35	24	32	20	38	26	34	24,50	98	34,80	139	14	237	
11	241	Günter Würrer	 Austria	27	31	28	34	27	33	27	31	27,30	109	32,30	129	4	238	
12	114	Eduard Schibli	 Svizzera	26	32	23	33	29	32	30	35	27,00	108	33,00	132	10	240	
13	131	Hans-Rolf Wageck	 Germania	24	32	23	35	31	34	26	35	26,00	104	34,00	136	11	240	
14	224	Gianfranco Pagnin	 Italia	25	31	28	34	29	33	27	34	27,30	109	33,00	132	7	241	
15	144	Hermann Türtscher	 Austria	30	36	27	34	22	33	28	31	26,80	107	33,50	134	13	241	
16	143	Paul Heschl	 Austria	30	33	30	33	27	31	25	33	28,00	112	32,50	130	7	242	
17	133	Hans-Peter Heep	 Germania	33	33	28	33	27	31	25	32	28,30	113	32,30	129	10	242	
18	141	Erwin Frivert	 Austria	29	34	28	33	30	34	23	33	27,50	110	33,50	134	8	244	
19	214	Walter Felbab	 Austria	32	31	28	32	20	39	27	35	26,80	107	34,30	137	20	244	
20	101	Ladislav Svihel	 Repubblica Ceca	24	36	30	36	24	33	26	36	26,00	104	35,30	141	9	245	
21	223	Enrico Volpones	 Italia	29	35	28	32	29	36	28	33	28,50	114	34,00	136	5	250	
22	123	Francesco De Nardi	 Italia	29	34	27	33	31	34	32	31	29,80	119	33,00	132	8	251	
23	201	Peter Groenveld	 Paesi Bassi	27	33	27	38	24	36	27	39	26,30	105	36,50	146	9	251	
24	204	Hans Van der Aa	 Paesi Bassi	29	34	30	35	28	37	27	34	28,50	114	35,00	140	6	254	
25	111	Paul Vögeli	 Svizzera	31	35	31	27	32	35	25	38	29,80	119	33,80	135	18	254	
26	202	Engels Jan	 Paesi Bassi	33	42	24	36	24	35	28	35	27,30	109	37,00	148	16	257	
27	124	Piero Porta	 Italia	34	38	30	30	30	36	29	32	30,80	123	34,00	136	13	259	
28	103	Petr Vlcek	 Repubblica Ceca	27	33	34	31	30	38	30	39	30,30	121	35,30	141	15	262	
29	200	Sergio Pagnin	 Italia	26	35	26	43	37	32	34	37	30,80	123	36,80	147	22	270	
30	113	Walter Bracher	 Svizzera	39	36	36	35	29	37	27	35	32,80	131	35,80	143	14	274	

**Category / Kategorie: Senior Ladies / Seniorinnen**

System ( B = Beton ; E = Eternit ) - E B E B E B E B E B E B E B																						
Rg.	Name	Nation	Score															Sum.	Stg.	Schnitt	E	B
1	Hirschmannova Dagmar	 CZE	28	33	28	35	28	30	26	32	27	36		32	<b>335</b>	10	30,455	137	198			
2	Aghito Annalisa	 ITA	31	33	25	30	27	36	29	33	31	33		33	<b>341</b>	11	31,000	143	198			
3	Knotzer Johanna	 AUT	29	35	27	37	27	38	32	31	31	30		32	<b>349</b>	11	31,727	146	203			
4	Rothermel Ute	 GER	26	40	30	33	30	33	28	39	30	34		34	<b>357</b>	14	32,455	144	213			
5	Schibli Lucia	 SUI	28	33	34	36	30	37	30	35	26	34		35	<b>358</b>	11	32,545	148	210			
6	Trutschnig Franziska	 AUT	28	35	28	39	26	31	26	39	33	37		38	<b>360</b>	13	32,727	141	219			
7	Ertl Doris	 AUT	27	43	30	33	29	37	31	36	28	34		35	<b>363</b>	16	33,000	145	218			
8	Netzband Ingrid	 GER	28	42	30	32	27	43	28	42	27	36		34	<b>369</b>	16	33,545	140	229			
9	Flamini Antonella	 ITA	24	33	28	35	30	33	29	33		34		34	<b>313</b>	11	31,300	111	202			
10	Pircher Sonja	 ITA	31	46	32	38	37	39	35	41		42		42	<b>383</b>	15	38,300	135	248			
11	Overdyk Janny	 NED	46	41	37	40	40	44		51		126			<b>425</b>	89	53,125	123	302			

## Category / Kategorie: Senior Men's / Senioren






System ( B = Beton ; E = Eternit ) - E B E B E B E B E B E B																			
Rg.	Name	Nation	Score												Sum.	Stg.	Schnitt	E	B
1	Gerwert Karl-Heinz	GER	25	30	22	30	26	30	22	33	26	32	30	<b>306</b>	11	27,818	121	185	
2	Reich Franz	AUT	30	34	25	33	31	28	22	31	26	29	32	<b>321</b>	12	29,182	134	187	
3	Wageck Hans-Rolf	GER	24	32	23	35	31	34	26	35	29	31	26	<b>326</b>	12	29,636	133	193	
	Summ Jürgen	GER	23	38	20	32	22	32	32	34	29	31	33	<b>326</b>	18	29,636	126	200	
5	Schibli Eduard	SUI	26	32	23	33	29	32	30	35	25	31	31	<b>327</b>	12	29,727	133	194	
6	Berger Franz	AUT	23	33	23	28	30	35	25	33	34	32	32	<b>328</b>	12	29,818	135	193	
7	Buxbaum Wolfgang	AUT	24	36	26	29	26	35	26	31	31	34	31	<b>329</b>	12	29,909	133	196	
8	Würrer Günter	AUT	27	31	28	34	27	33	27	31	22	31	39	<b>330</b>	17	30,000	131	199	
9	Heschl Paul	AUT	30	33	30	33	27	31	25	33	26	33	30	<b>331</b>	8	30,091	138	193	
	Curda Alfred	AUT	29	30	25	31	30	31	25	29	32	36	33	<b>331</b>	11	30,091	141	190	
	Türtscher Hermann	AUT	30	36	27	34	22	33	28	31	24	33	33	<b>331</b>	14	30,091	131	200	
12	Rehak Jaroslav	CZE	25	36	22	31	26	33	25	36	31	32	35	<b>332</b>	14	30,182	129	203	
	Kreutter Bernhard	GER	25	36	22	32	27	33	23	32	27	39	36	<b>332</b>	17	30,182	124	208	
14	Heep Hans-Peter	GER	33	33	28	33	27	31	25	32	28	30	34	<b>334</b>	9	30,364	141	193	
15	Goiorani Antonio	ITA	31	31	25	29	25	30	30	33	30	37	34	<b>335</b>	12	30,455	141	194	
	Seubert Jürgen	GER	28	35	24	32	20	38	26	34	25	42	31	<b>335</b>	22	30,455	123	212	
17	Felbab Walter	AUT	32	31	28	32	20	39	27	35	29	34	32	<b>339</b>	19	30,818	136	203	
18	Pagnin Gianfranco	ITA	25	31	28	34	29	33	27	34	32	35	34	<b>342</b>	10	31,091	141	201	
19	Frivert Erwin	AUT	29	34	28	33	30	34	23	33	26	38	37	<b>345</b>	15	31,364	136	209	
20	Svihel Ladislav	CZE	24	36	30	36	24	33	26	36	27	39	36	<b>347</b>	15	31,545	131	216	
21	Vögeli Paul	SUI	31	35	31	27	32	35	25	38	33	33	31	<b>351</b>	13	31,909	152	199	
22	Vlcek Petr	CZE	27	33	34	31	30	38	30	39	23	32	41	<b>358</b>	18	32,545	144	214	
23	Volpones Enrico	ITA	29	35	28	32	29	36	28	33	33	38	39	<b>360</b>	11	32,727	147	213	
24	Bracher Walter	SUI	39	36	36	35	29	37	27	35	27	33	36	<b>370</b>	12	33,636	158	212	
	Porta Piero	ITA	34	38	30	30	30	36	29	32	36	36	<b>331</b>	9	33,100	123	208		
26	Groenveld Peter	NED	27	33	27	38	24	36	27	39	37	<b>288</b>	15	32,000	105	183			
27	De Nardi Francesco	ITA	29	34	27	33	31	34	32	31	40	<b>291</b>	13	32,333	119	172			
28	Van der Aa Hans	NED	29	34	30	35	28	37	27	34	41	<b>295</b>	14	32,778	114	181			
29	Engels Jan	NED	33	42	24	36	24	35	28	35	44	<b>301</b>	20	33,444	109	192			
30	Pagnin Sergio	ITA	26	35	26	43	37	32	34	37	34	<b>304</b>	17	33,778	123	181			


# Seniors Nations' Cup 2008


## 10.5. - 11.5.2008 Predazzo / ITA


### SQUADRE


### GROUP A


Posizione	Squadra	P1	P2	P3	P4	P5	P6	P7	P8	Totale	Media
1	 GERMANY	108	135	103	131	114	128	101	139	959	30,00
2	 CZECH REPUBLIC	104	138	114	133	108	134	107	143	981	30,70
3	 AUSTRIA 2	116	146	115	133	108	135	107	133	993	31,00
4	 SWITZERLAND	124	136	124	131	120	141	112	143	1031	32,20
5	 ITALY 2	118	151	117	136	128	142	125	137	1054	32,90

Posizione	Squadra	P1	P2	P3	P4	P5	P6	P7	P8	Totale	Media
1	 GERMANY										
	Hans-Rolf Wageck	24	32	23	35	31	34	26	35	240	30,00
	Ute Rothermel	26	40	30	33	30	33	28	39	259	32,40
	Hans-Peter Heep	33	33	28	33	27	31	25	32	242	30,30
	Karl-Heinz Gerwert	25	30	22	30	26	30	22	33	218	27,30
		108	135	103	131	114	128	101	139	959	30,00

Posizione	Squadra	P1	P2	P3	P4	P5	P6	P7	P8	Totale	Media
2	 CZECH REPUBLIC										
	Ladislav Svihel	24	36	30	36	24	33	26	36	245	30,60
	Dagmar	28	33	28	35	28	30	26	32	240	30,00
	Hirschmannova										
	Petr Vlcek	27	33	34	31	30	38	30	39	262	32,80
	Jaroslav Rehak	25	36	22	31	26	33	25	36	234	29,30
		104	138	114	133	108	134	107	143	981	30,70

Posizione	Squadra	P1	P2	P3	P4	P5	P6	P7	P8	Totale	Media
3	 AUSTRIA 2										
	Erwin Frivert	29	34	28	33	30	34	23	33	244	30,50
	Doris Ertl	27	43	30	33	29	37	31	36	266	33,30
	Paul Heschl	30	33	30	33	27	31	25	33	242	30,30
	Hermann Türtscher	30	36	27	34	22	33	28	31	241	30,10
		116	146	115	133	108	135	107	133	993	31,00

Posizione	Squadra	P1	P2	P3	P4	P5	P6	P7	P8	Totale	Media
4	 SWITZERLAND										
	Paul Vögeli	31	35	31	27	32	35	25	38	254	31,80
	Lucia Schibli	28	33	34	36	30	37	30	35	263	32,90
	Walter Bracher	39	36	36	35	29	37	27	35	274	34,30
	Eduard Schibli	26	32	23	33	29	32	30	35	240	30,00
		124	136	124	131	120	141	112	143	1031	32,20






Posizione	Squadra	P1	P2	P3	P4	P5	P6	P7	P8	Totale	Media
5	 ITALY 2										
	Sonia Pircher	31	46	32	38	37	39	35	41	299	37,40
	Antonella Flamini	24	33	28	35	30	33	29	33	245	30,60
	Francesco De Nardi	29	34	27	33	31	34	32	31	251	31,40
	Piero Porta	34	38	30	30	30	36	29	32	259	32,40
		118	151	117	136	128	142	125	137	1054	32,90


# Seniors Nations' Cup 2008


## 10.5. - 11.5.2008 Predazzo / ITA


### SQUADRE


### GROUP B


Posizione	Squadra	P1	P2	P3	P4	P5	P6	P7	P8	Totale	Media
1	 AUSTRIA 1	109	132	106	131	110	137	110	122	957	29,90
2	 AUSTRIA 3	113	133	104	132	107	133	100	138	960	30,00
3	 ITALY 1	116	130	106	125	110	135	114	133	969	30,30
4	 GERMANY 2	104	151	96	128	96	146	109	142	972	30,40
5	 HOLLAND	135	150	118	149	116	152	82	159	1061	34,20

Posizione	Squadra	P1	P2	P3	P4	P5	P6	P7	P8	Totale	Media
1	 AUSTRIA 1										
	Günter Würrer	27	31	28	34	27	33	27	31	238	29,80
	Wolfgang Buxbaum	24	36	26	29	26	35	26	31	233	29,10
	Johanna Knotzer	29	35	27	37	27	38	32	31	256	32,00
	Alfred Curda	29	30	25	31	30	31	25	29	230	28,80
		109	132	106	131	110	137	110	122	957	29,90

Posizione	Squadra	P1	P2	P3	P4	P5	P6	P7	P8	Totale	Media
2	 AUSTRIA 3										
	Franz Reich	30	34	25	33	31	28	22	31	234	29,30
	Franz Berger	23	33	23	28	30	35	25	33	230	28,80
	Franziska Trutschnig	28	35	28	39	26	31	26	39	252	31,50
	Walter Felbab	32	31	28	32	20	39	27	35	244	30,50
		113	133	104	132	107	133	100	138	960	30,00

Posizione	Squadra	P1	P2	P3	P4	P5	P6	P7	P8	Totale	Media
3	 ITALY 1										
	Annalisa Aghito	31	33	25	30	27	36	29	33	244	30,50
	Antonio Goiorani	31	31	25	29	25	30	30	33	234	29,30
	Enrico Volpones	29	35	28	32	29	36	28	33	250	31,30
	Gianfranco Pagnin	25	31	28	34	29	33	27	34	241	30,10
		116	130	106	125	110	135	114	133	969	30,30

Posizione	Squadra	P1	P2	P3	P4	P5	P6	P7	P8	Totale	Media
4	 GERMANY 2										
	Bernhard Kreutter	25	36	22	32	27	33	23	32	230	28,80
	Ingrid Netzband	28	42	30	32	27	43	28	42	272	34,00
	Jürgen Seubert	28	35	24	32	20	38	26	34	237	29,60
	Jürgen Summ	23	38	20	32	22	32	32	34	233	29,10
		104	151	96	128	96	146	109	142	972	30,40

Posizione	Squadra	P1	P2	P3	P4	P5	P6	P7	P8	Totale	Media
5	 HOLLAND										
	Peter Groenveld	27	33	27	38	24	36	27	39	251	31,40
	Engels Jan	33	42	24	36	24	35	28	35	257	32,10
	Janny Overdyk	46	41	37	40	40	44		51	299	42,70
	Hans Van der Aa	29	34	30	35	28	37	27	34	254	31,80
		135	150	118	149	116	152	82	159	1061	34,20

# Seniors Nations' Cup 2008

## 10.5. - 11.5.2008 Predazzo / ITA

### SEMIFINALI / SEMIFINAL 1-4

GERMANY 1			
	E	C	
WAGECK HANS-ROLF	29	31	
ROTHERMEL UTE	30	34	
HEEP HANS-PETER	28	30	
GERWERT KARL-HEINZ	26	32	
	<b>113</b>	<b>127</b>	<b>240</b> 30.00

GERMANY 2			
	E	C	
KREUTTER BERNHARD	27	39	
NETZBAND INGRID	27	36	
SEUBERT JÜRGEN	25	42	
SUMM JÜRGEN	29	31	
	<b>108</b>	<b>148</b>	<b>256</b> 32.00

AUSTRIA 3			
	E	C	
REICH FRANZ	26	29	
BERGER FRANZ	34	32	
TRUTSCHNIG FRANZISKA	33	37	
FELBAB WALTER	29	34	
	<b>122</b>	<b>132</b>	<b>254</b> 31.75

CZECH REPUBLIC			
	E	C	
SVIHEL LADISLAV	27	39	
HIRSCHMANNOVA D.	27	36	
VLCEK PETR	23	32	
REHAK JAROSLAV	31	32	
	<b>108</b>	<b>139</b>	<b>247</b> 30.87

### SEMIFINALI / SEMIFINAL 5-8

AUSTRIA 2			
	E	C	
FRIVERT ERWIN	26	38	
ERTL DORIS	28	34	
HESCHL PAUL	26	33	
TÜRTSCHER HERMANN	24	33	
	<b>104</b>	<b>138</b>	<b>242</b> 30.25

ITALY 1			
	E	C	
AGHITO ANNALISA	31	33	
GOIORANI ANTONIO	30	37	
VOLPONES ENRICO	33	38	
PAGNIN GIANFRANCO	32	35	
	<b>126</b>	<b>143</b>	<b>269</b> 33.62

AUSTRIA 1			
	E	C	
WÜRRER GÜNTER	22	31	
BUXBAUM WOLFGANG	31	34	
KNOTZER JOHANNA	31	30	
CURDA ALFRED	32	36	
	<b>116</b>	<b>131</b>	<b>247</b> 30.87

SWITZERLAND			
	E	C	
VÖGELI PAUL	33	33	
SCHIBLI LUCIA	26	34	
BRACHER WALTER	27	33	
SCHIBLI EDUARD	25	31	
	<b>111</b>	<b>131</b>	<b>242</b> 30.25



# Seniors Nations' Cup 2008

## 10.5. - 11.5.2008 Predazzo / ITA

### FINALI / FINAL 1-2

GERMANY 1	
	<b>C</b>
WAGECK HANS-ROLF	26
ROTHERMEL UTE	34
HEEP HANS-PETER	34
GERWERT KARL-HEINZ	30
	<b>124</b> 31.00

CZECH REPUBLIC	
	<b>C</b>
SVIHEL LADISLAV	36
HIRSCHMANNOVA D.	32
VLCEK PETR	41
REHAK JAROSLAV	35
	<b>144</b> 36.00

### FINALI / FINAL 3-4

AUSTRIA 3	
	<b>C</b>
REICH FRANZ	32
BERGER FRANZ	32
TRUTSCHNIG FRANZISKA	38
FELBAB WALTER	32
	<b>134</b> 33.50

GERMANY 2	
	<b>C</b>
KREUTTER BERNHARD	36
NETZBAND INGRID	34
SEUBERT JÜRGEN	31
SUMM JÜRGEN	33
	<b>134</b> 33.50

### FINALI / FINAL 5-6

AUSTRIA 2	
	<b>C</b>
FRIVERT ERWIN	37
ERTL DORIS	35
HESCHL PAUL	30
TÜRTSCHER HERMANN	33
	<b>135</b> 33.75

SWITZERLAND	
	<b>C</b>
VÖGELI PAUL	31
SCHIBLI LUCIA	35
BRACHER WALTER	36
SCHIBLI EDUARD	31
	<b>133</b> 33.25

### FINALI / FINAL 7-8

AUSTRIA 1	
	<b>C</b>
WÜRRER GÜNTER	39
BUXBAUM WOLFGANG	31
KNOTZER JOHANNA	32
CURDA ALFRED	33
	<b>135</b> 33.75

ITALY 1	
	<b>C</b>
AGHITO ANNALISA	33
GOIORANI ANTONIO	34
VOLPONES ENRICO	39
PAGNIN GIANFRANCO	34
	<b>140</b> 35.00

### FINALI / FINAL 9-10

ITALY 2	
	<b>C</b>
PIRCHER SONIA	42
FLAMINI ANTONELLA	34
DE NARDI FRANCESCO	40
PORTA PIERO	36
	<b>152</b> 38.00

HOLLAND	
	<b>C</b>
GROENVELD PETER	37
ENGELS JAN	44
OVERDYK JANNY	126
VAN DER AA HANS	41
	<b>248</b> 62.00