




















Group A

	 WEBER Rebecca	B	29	28	33	29			29.75
	 SPESCHA Vitus	E	26	28	26	26	=	225	26.50
	 MATHYS Cedric	B	29	32	31	28			30.00
	 SOMMER Reto	E	21	22	23	23	=	209	22.25
		B	27	30	26	29			28.00
		E	23	22	24	25	=	206	23.50
		B	28	28	25	26			26.75
		E	22	25	22	21	=	197	22.50
		B	113	118	115	112			
		E	92	97	95	95	=	837	
		B	12	10	12	12			
		E	10	8	10	9	=	83	
	 NOACK Marcel	B	29	30	29	30			29.50
	 KOBISCH Alice	E	21	25	25	24	=	213	23.75
	 ERLBRUCH Walter	B	30	27	31	30			29.50
	 KLOSEK Daniel	E	21	27	29	27	=	222	26.00
		B	28	26	27	28			27.25
		E	21	22	20	26	=	198	22.25
		B	31	29	30	30			30.00
		E	22	21	18	23	=	204	21.00
		B	118	112	117	118			
		E	85	95	92	100	=	837	
		B	10	12	9	8			
		E	12	11	12	6	=	80	
	 TIEKSTRA Erik	B	33	29	29	31			30.50
	 KLARENBEK Roland	E	23	20	23	25	=	213	22.75
		B	31	31	30	30			30.50
		E	31	28	30	26	=	237	28.75



KLARENBEEK Natasja

B 30 33 29 29 30.25
E 28 25 30 21 = 225 26.00



JASPER Alexander

B 30 32 29 26 29.25
E 24 22 24 22 = 209 23.00



B 124 125 117 116
E 106 95 107 94 = 884



B 8 8 9 10
E 6 11 6 12 = 70



NUOTIO Marko

B 31 30 28 32 30.25
E 28 24 23 25 = 221 25.00



JUHOLA Mirva

B 34 32 33 32 32.75
E 26 24 27 24 = 232 25.25



AHLBERG Tom

B 32 33 31 32 32.00
E 24 28 31 25 = 236 27.00



SALONEN Kosti

B 29 31 29 30 29.75
E 25 24 22 21 = 211 23.00



B 126 126 121 126
E 103 100 103 95 = 900



B 6 6 6 4
E 8 6 8 9 = 53



AHRENBURG Ari

B 39 31 35 33 34.50
E 25 32 31 25 = 251 28.25



GRANATH Heidi

B 32 40 34 30 34.00
E 27 31 34 34 = 262 31.50



EKMAN Axel

B 37 40 33 31 35.25
E 26 25 21 30 = 243 25.50



HEINO Jussi

B 30 33 31 29 30.75
E 29 28 27 25 = 232 27.25



B 138 144 133 123
E 107 116 113 114 = 988

B	4	4	4	6	
E	4	2	2	2	= 28



FOKIN Sergey

B	34	32	31	34		32.75
E	26	25	26	24	= 232	25.25



CHERNITSYN Sergey

B	33	38	36	35		35.50
E	33	26	26	25	= 252	27.50



TETEREV Kirill

B	36	32	35	37		35.00
E	27	27	34	26	= 254	28.50



CHESNOVA Tatiana

B	36	43	40	40		39.75
E	32	36	25	30	= 282	30.75

B	139	145	142	146	
E	118	114	111	105	= 1020

B	2	2	2	2	
E	2	4	4	4	= 22



DAVIES Tim

B	35	36	37	42		37.50
E	29	37	28	27	= 271	30.25



HOMER Sean

B	38	36	39	39		38.00
E	37	41	28	35	= 293	35.25



HOMER Marion

B	53	54	45	51		50.75
E	34	44	50	38	= 369	41.50



McIVER John





























B	38	41	33	41		38.25
E	26	39	39	34	= 291	34.50


B	164	167	154	173	
E	126	161	145	134	= 1224

B	0	0	0	0	
E	0	0	0	0	= 0

Click player's name to see scorecard. Result service powered by MIDGET.

Group B

	 EISENSCHMIDT Peter	B 32 32 32 27 E 24 20 26 24 = 217	30.75 23.50
	 WIKLUND Karin	B 25 34 29 29 E 22 23 22 24 = 208	29.25 22.75
	 OLSSON Anders	B 33 29 28 31 E 23 22 23 23 = 212	30.25 22.75
	 ZETTERLUND Pierre	B 27 30 28 33 E 21 22 21 26 = 208	29.50 22.50
		E 90 87 92 97 B 117 125 117 120 = 845	
		B 10 8 8 8 E 10 10 8 5 = 67	
	 LINDMAYR Manfred	B 29 29 29 27 E 22 20 25 21 = 202	28.50 22.00
	 ZIEGLER Herbert	B 37 31 28 30 E 24 25 28 22 = 225	31.50 24.75
	 BERGER-RELLA Elisabeth	B 27 33 32 31 E 25 21 20 27 = 216	30.75 23.25
	 BERGER Markus	B 29 26 27 25 E 22 23 23 25 = 200	26.75 23.25
		E 93 89 96 95 B 122 119 116 113 = 843	
		B 6 10 10 10 E 8 8 6 8 = 66	
	 NICOLUSSI Marco	B 30 31 32 32 E 25 25 25 23 = 223	31.25 24.50
	 BLASER Melanie	B 30 29 31 31 E 21 26 20 24 = 212	30.25 22.75
	 MANN Mike	B 29 35 28 33 E 24 20 21 20 = 210	31.25 21.25
	 WIETLISBACH Raphael	B 29 31 28 34 E 24 23 21 24 = 214	30.50 23.00



E 94 94 87 91
B 118 126 119 130 = 859

B 8 6 6 4
E 6 6 10 10 = 56



 LANTTA Tommi

B 35 36 33 34 34.50
E 26 33 26 24 = 247 27.25




 MUSTONEN Nina

B 31 34 33 30 32.00
E 26 25 24 25 = 228 25.00




 RANTANEN Jyri

B 34 30 33 31 32.00
E 29 30 25 25 = 237 27.25



 PENNANEN Riku

B 27 32 33 26 29.50
E 25 26 22 23 = 214 24.00



E 106 114 97 97
B 127 132 132 121 = 926

B 4 4 4 6
E 4 2 4 5 = 33




 RUKOVISHNIKOV Konstantin

B 39 36 31 31 34.25
E 35 26 30 26 = 254 29.25



 KARZHAVIN Dmitry

B 38 33 36 36 35.75
E 39 25 29 30 = 266 30.75




 KOZLOV Viktor

B 33 36 32 36 34.25
E 30 27 35 26 = 255 29.50













 TROFIMCHIK Olesya

B 38 36 38 41 38.25
E 30 35 31 30 = 279 31.50



















E 134 113 125 112
B 148 141 137 144 = 1054

B 2 2 2 2
E 2 4 2 2 = 18

	 BOOTH Andy	B 50 46 53 45 E 34 36 45 40 = 349	48.50 38.75
	 GOTTFRIED Richard	B 37 49 36 46 E 43 41 41 39 = 332	42.00 41.00
	 GOTTFRIED Emily	B 40 56 42 47 E 45 37 47 43 = 357	46.25 43.00
	 GOW Stephen	B 48 39 45 37 E 34 30 30 32 = 295	42.25 31.50
		E 156 144 163 154 B 175 190 176 175 = 1333	
		B 0 0 0 0 E 0 0 0 0 = 0	

Click player's name to see scorecard. Result service powered by MIDGET.

	 LINDMAYR Manfred	B 28 E 20 21 = 69	28.00 20.50
	 ZIEGLER Herbert	B 32 E 20 24 = 76	32.00 22.00
	 BERGER-RELLA Elisabeth	B 28 E 27 24 = 79	28.00 25.50
	 BERGER Markus	B 29 E 25 22 = 76	29.00 23.50
		B 117 E 92 91 = 300	

	 NOACK Marcel	B 33 E 25 22 = 80	33.00 23.50
	 KOBISCH Alice	B 30 E 25 29 = 84	30.00 27.00
	 ERLBRUCH Walter	B 28 E 21 22 = 71	28.00 21.50
	 KLOSEK Daniel	B 29 E 21 24 = 74	29.00 22.50

		B	120				
		E	92	97	=	309	


		WEBER Rebecca	B	33			33.00
			E	21	24	=	78 22.50

		SPESCHA Vitus	B	32			32.00
			E	22	20	=	74 21.00

		MATHYS Cedric	B	28			28.00
			E	25	23	=	76 24.00


		SOMMER Reto	B	31			31.00
			E	26	23	=	80 24.50

		B	124				
		E	94	90	=	308	

		EISENSCHMIDT Peter	B	33			33.00
			E	29	24	=	86 26.50


		WIKLUND Karin	B	29			29.00
			E	25	25	=	79 25.00


		OLSSON Anders	B	27			27.00
			E	23	26	=	76 24.50

		ZETTERLUND Pierre	B	29			29.00
			E	24	23	=	76 23.50

		B	118				
		E	101	98	=	317	

		NICOLUSSI Marco	B	32			32.00
			E	24	24	=	80 24.00

		BLASER Melanie	B	31			31.00
			E	30	27	=	88 28.50

		MANN Mike	B	27			27.00
			E	22	21	=	70 21.50



 WIETLISBACH Raphael

B 32
E 21 24 = 77 32.00
22.50

E 97 96
B 122 = 315



 TIEKSTRA Erik

B 32
E 23 25 = 80 32.00
24.00



 KLARENBEEK Roland

B 33
E 21 27 = 81 33.00
24.00



 KLARENBEEK Natasja

B 29
E 28 23 = 80 29.00
25.50



 JASPER Alexander

B 37
E 21 23 = 81 37.00
22.00

E 93 98
B 131 = 322



 NUOTIO Marko

B 28
E 23 26 = 77 28.00
24.50



 JUHOLA Mirva

B 36
E 30 24 = 90 36.00
27.00



 AHLBERG Tom

B 30
E 26 28 = 84 30.00
27.00



 SALONEN Kosti

B 28
E 21 21 = 70 28.00
21.00

E 100 99
B 122 = 321



 LANTTA Tommi

B 31
E 24 22 = 77 31.00
23.00



 MUSTONEN Nina

B 44
E 27 31 = 102 44.00
29.00



 RANTANEN Jyri

B **30**
E **27 27** = **84** 30.00
27.00

 PENNANEN Riku

B **31**
E **27 25** = **83** 31.00
26.00



E **105 105**
B **136** = **346**

Click player's name to see scorecard. Result service powered by MIDGET.



1.  ERLBRUCH Walter

B **28 26 27 28 28** 27.40
E **21 22 20 26 21 22** = **269** 24.70 22.00



2.  LINDMAYR Manfred

B **29 29 29 27 28** 28.40
E **22 20 25 21 20 21** = **271** 24.95 21.50



3.  BERGER Markus

B **29 26 27 25 29** 27.20
E **22 23 23 25 25 22** = **276** 25.27 23.33



4.  SOMMER Reto

B **28 28 25 26 31** 27.60
E **22 25 22 21 26 23** = **277** 25.38 23.17



5.  KLOSEK Daniel

B **31 29 30 30 29** 29.80
E **22 21 18 23 21 24** = **278** 25.65 21.50



6.  MATHYS Cedric

B **27 30 26 29 28** 28.00
E **23 22 24 25 25 23** = **282** 25.83 23.67



7.  MANN Mike

B **29 35 28 33 27** 30.40
E **24 20 21 20 22 21** = **280** 25.87 21.33



8.  SALONEN Kosti

B **29 31 29 30 28** 29.40
E **25 24 22 21 21 21** = **281** 25.87 22.33



9.  SPESCHA Vitus

B **29 32 31 28 32** 30.40
E **21 22 23 23 22 20** = **283** 26.17 21.83



10.  ZETTERLUND Pierre

B **27 30 28 33 29** 29.40
E **21 22 21 26 24 23** = **284** 26.17 22.83



11.  WIKLUND Karin

B **25 34 29 29 29** 29.20
E **22 23 22 24 25 25** = **287** 26.35 23.50



12.  OLSSON Anders

B **33 29 28 31 27** 29.60
E **23 22 23 23 23 26** = **288** 26.47 23.33
















































13.  JASPER Alexander








































B **30 32 29 26 37** 30.80
E **24 22 24 22 21 23** = **290** 26.73 22.67



14.  WIETLISBACH Raphael

B **29 31 28 34 32** 30.80
E **24 23 21 24 21 24** = **291** 26.82 22.83

		15.  NOACK Marcel	B 29 30 29 30 33 E 21 25 25 24 25 22 = 293 26.93 23.67	30.20 23.67
		16.  TIEKSTRA Erik	B 33 29 29 31 32 E 23 20 23 25 23 25 = 293 26.98 23.17	30.80 23.17
		17.  BERGER-RELLA Elisabeth	B 27 33 32 31 28 E 25 21 20 27 27 24 = 295 27.10 24.00	30.20 24.00
		18.  PENNANEN Riku	B 27 32 33 26 31 E 25 26 22 23 27 25 = 297 27.23 24.67	29.80 24.67
		19.  NUOTIO Marko	B 31 30 28 32 28 E 28 24 23 25 23 26 = 298 27.32 24.83	29.80 24.83
		20.  BLASER Melanie	B 30 29 31 31 31 E 21 26 20 24 30 27 = 300 27.53 24.67	30.40 24.67
		21.  ZIEGLER Herbert	B 37 31 28 30 32 E 24 25 28 22 20 24 = 301 27.72 23.83	31.60 23.83
		22.  WEBER Rebecca	B 29 28 33 29 33 E 26 28 26 26 21 24 = 303 27.78 25.17	30.40 25.17
		23.  EISENSCHMIDT Peter	B 32 32 32 27 33 E 24 20 26 24 29 24 = 303 27.85 24.50	31.20 24.50
		24.  NICOLUSSI Marco	B 30 31 32 32 32 E 25 25 25 23 24 24 = 303 27.87 24.33	31.40 24.33
		25.  KLARENBEEK Natasja	B 30 33 29 29 29 E 28 25 30 21 28 23 = 305 27.92 25.83	30.00 25.83
		26.  KOBISCH Alice	B 30 27 31 30 30 E 21 27 29 27 25 29 = 306 27.97 26.33	29.60 26.33
		27.  FOKIN Sergey	B 34 32 31 34 E 26 25 26 24 = 232 29.00 25.25	32.75 25.25
		28.  HEINO Jussi	B 30 33 31 29 E 29 28 27 25 = 232 29.00 27.25	30.75 27.25
		29.  KLARENBEEK Roland	B 31 31 30 30 33 E 31 28 30 26 21 27 = 318 29.08 27.17	31.00 27.17
		30.  AHLBERG Tom	B 32 33 31 32 30 E 24 28 31 25 26 28 = 320 29.30 27.00	31.60 27.00
		31.  RANTANEN Jyri	B 34 30 33 31 30 E 29 30 25 25 27 27 = 321 29.38 27.17	31.60 27.17
		32.  JUHOLA Mirva	B 34 32 33 32 36 E 26 24 27 24 30 24 = 322 29.62 25.83	33.40 25.83
		33.  LANTTA Tommi	B 35 36 33 34 31 E 26 33 26 24 24 22 = 324 29.82 25.83	33.80 25.83

		34.  MUSTONEN Nina	B 31 34 33 30 44 E 26 25 24 25 27 31 = 330 30.37 26.33	34.40 26.33
		35.  EKMAN Axel	B 37 40 33 31 E 26 25 21 30 = 243 30.38 25.50	35.25 25.50
		36.  WEAVER Jason	B 36 32 27 35 E 32 29 32 27 = 250 31.25 30.00	32.50 30.00
		37.  AHRENBERG Ari	B 39 31 35 33 E 25 32 31 25 = 251 31.38 28.25	34.50 28.25
		38.  CHERNITSYN Sergey	B 33 38 36 35 E 33 26 26 25 = 252 31.50 27.50	35.50 27.50
		39.  TETEREV Kirill	B 36 32 35 37 E 27 27 34 26 = 254 31.75 28.50	35.00 28.50
		40.  RUKOVISHNIKOV Konstantin	B 39 36 31 31 E 35 26 30 26 = 254 31.75 29.25	34.25 29.25
		41.  KOZLOV Viktor	B 33 36 32 36 E 30 27 35 26 = 255 31.88 29.50	34.25 29.50
		42.  GRANATH Heidi	B 32 40 34 30 E 27 31 34 34 = 262 32.75 31.50	34.00 31.50
		43.  KARZHAVIN Dmitry	B 38 33 36 36 E 39 25 29 30 = 266 33.25 30.75	35.75 30.75
		44.  DAVIES Tim	B 35 36 37 42 E 29 37 28 27 = 271 33.88 30.25	37.50 30.25
		45.  CHMUT Vasily	B 39 41 39 30 E 27 33 34 32 = 275 34.38 31.50	37.25 31.50
		46.  TROFIMCHIK Olesya	B 38 36 38 41 E 30 35 31 30 = 279 34.88 31.50	38.25 31.50
		47.  CHESNOVA Tatiana	B 36 43 40 40 E 32 36 25 30 = 282 35.25 30.75	39.75 30.75
		48.  McIVER John	B 38 41 33 41 E 26 39 39 34 = 291 36.38 34.50	38.25 34.50
		49.  HOMER Sean	B 38 36 39 39 E 37 41 28 35 = 293 36.63 35.25	38.00 35.25
		50.  GOW Stephen	B 48 39 45 37 E 34 30 30 32 = 295 36.88 31.50	42.25 31.50
		51.  GOTTFRIED Richard	B 37 49 36 46 E 43 41 41 39 = 332 41.50 41.00	42.00 41.00
		52.  BOOTH Andy	B 50 46 53 45 E 34 36 45 40 = 349 43.63 38.75	48.50 38.75

53.  GOTTFRIED Emily

B 40 56 42 47 46.25
E 45 37 47 43 = 357 44.63 43.00

54.  HOMER Marion

B 53 54 45 51 50.75
E 34 44 50 38 = 369 46.13 41.50

Sorting is based on weighted average (b-avg + e-avg) / 2. Result service powered by MIDGET.